



Annual General Meeting

Presented by Rick Jensen, Board Chair

Kaslo, September 23, 2016

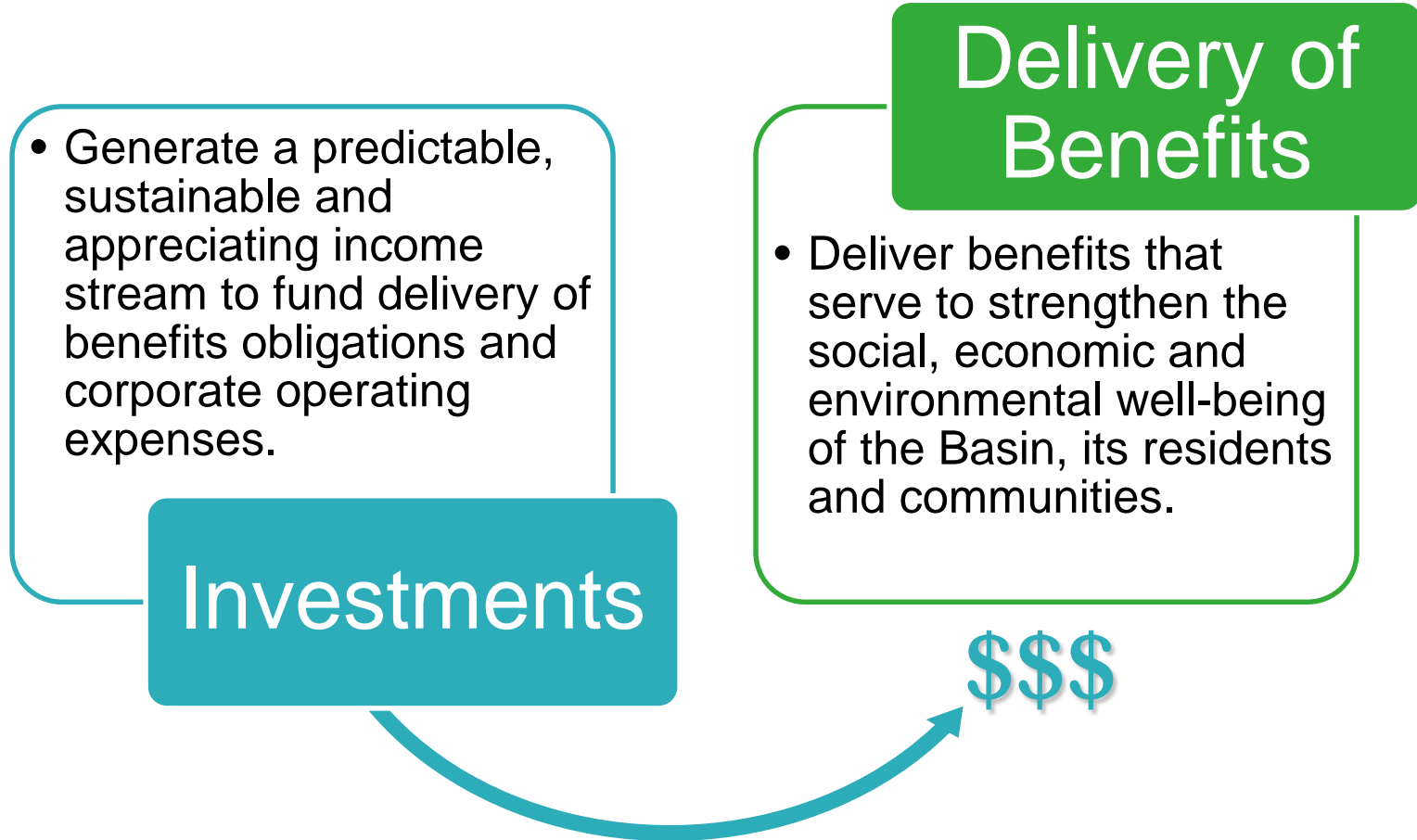




Our Mission

To support the efforts of the people of the Columbia Basin to create a legacy of social, economic and environmental well-being to achieve greater self-sufficiency for present and future generations.

Core Functions



Our Support Methods

The Trust invests in opportunities that generate financial returns to support all of our activities.

Financial Investments

The Trust will invest in opportunities where financial return is secondary to other positive community impacts.

Impact Investments

The Trust's granting programs are a responsive tool that empowers residents and communities to take action on issues that are important to them.

Grants

The Trust will address community and regional priorities through longer-term strategic initiatives and programming that will use a range of tools.

Initiatives

**Basin
Priorities**

Strategic Priorities 2016-2020

Basin Priorities

- Affordable Housing
- Agriculture
- Arts, Culture and Heritage
- Broadband
- Community Priorities
- Early Childhood/Childhood Development
- Economic Development
- Environment
- First Nations Relationships
- Land Acquisition
- Non-profit Support
- Recreation and Physical Activity
- Renewable and Alternative Energy

Progress Update

- Launched 3 new programs
- Researching and engaging to understand our potential role in other areas
- Follow progress at ourtrust.org/priorities



New Programs

- Non-profit Advisors Program
- Impact Investment Fund
- Recreation Infrastructure Grants



Progress Update

- New approach to **economic** development
- Established an advisory commitment to provide input on our approach in **housing**
- Engaged with 50+ producers to understand challenges and opportunities in **agriculture**
- Working to improve **high-speed** service to 11,000 rural households in the region
- Moving forward to support **early childhood** and childhood development



2015/16 Year in Review

Presented by Neil Muth, President and CEO
Kaslo, September 23, 2016

2015/16 Highlights

- Return on investments:
 - Power Projects: 11.9%
 - Private Placements: 5.6%
 - Market Securities: (1.7)%
- Earned revenues of **\$48 million**
- Delivered **\$31 million** in benefits to residents and the region
- **\$9 million** in new business loans



Consolidated Statement of Financial Position

as at March 31
(in thousands of dollars)

	2016	2015
Assets	\$461,225	\$447,836
Liabilities	34,445	28,962
Accumulated Surplus	\$426,780	\$418,874

Revenues

for the year ending March 31
(in thousands of dollars)

	2016	2015
Power Projects	\$40,647	\$22,258
Market Securities	2,099	2,558
Private Placements: Commercial Loans	1,722	1,528
Private Placements: Real Estate	1,262	1,069
Short-term Investments	745	946
Broadband Operations	449	405
Other	1,772	516
Total Revenues	\$48,696	\$29,280

Expenses

for the year ending March 31
(in thousands of dollars)

	2016	2015
Broadband Initiatives	\$5,096	\$1,562
Community Initiatives	17,694	6,866
Economic Initiatives	1,347	5,074
Other Initiatives	416	678
Social Initiatives	1,328	2,605
Water and Environment Initiatives	4,941	3,429
Youth Initiatives	720	1,166
<i>Total Delivery of Benefits</i>	\$31,542	\$21,380
Corporate Expenses	6,247	6,732
Total Expenses	\$37,789	\$28,112

Consolidated Statement of Operations

for the year ending March 31
(in thousands of dollars)

	2016	2015
Revenues	\$48,696	\$29,280
Expenses	(37,789)	(28,112)
Annual Surplus	\$10,907	\$1,168

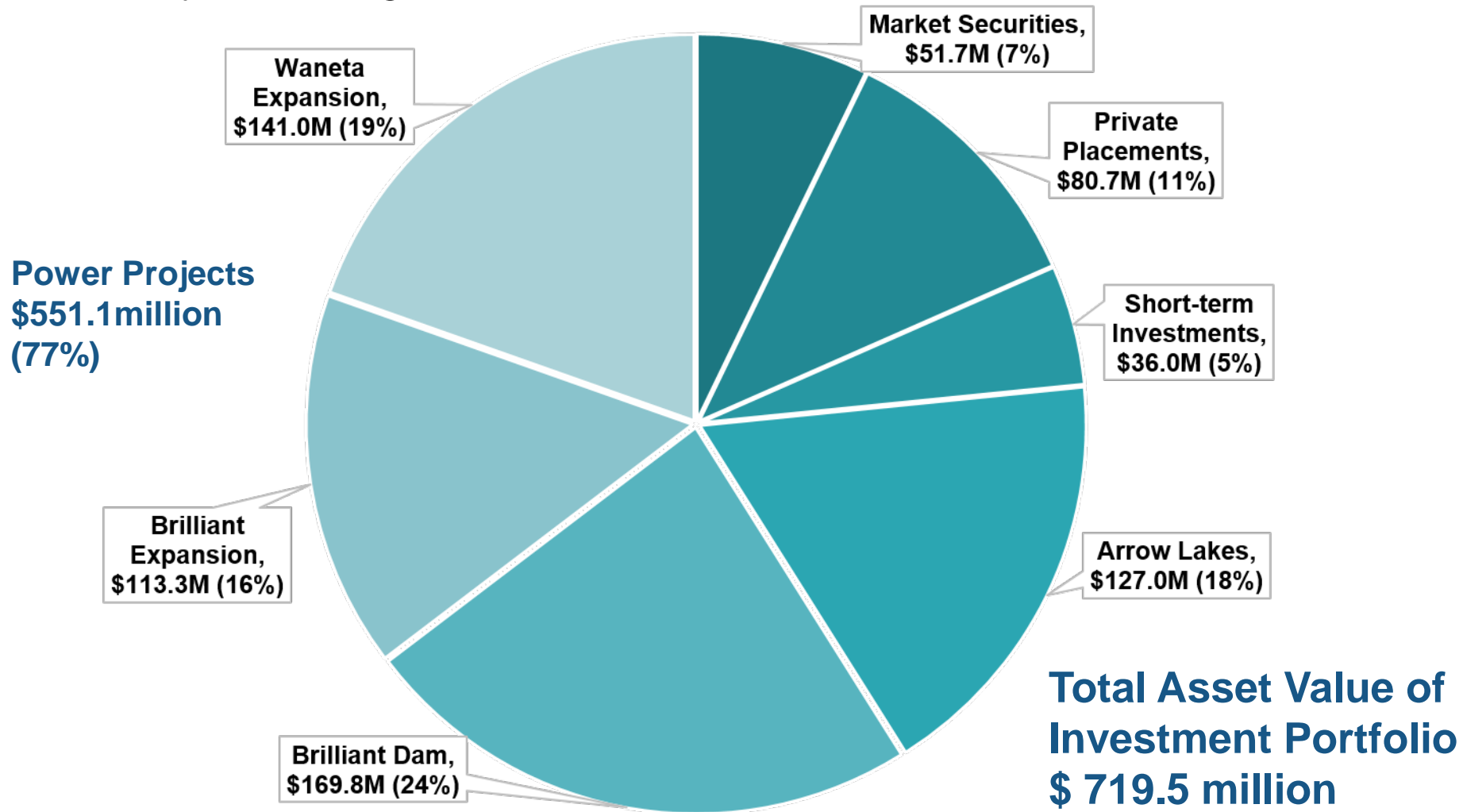
Auditor's Report

- The Trust was audited by the accounting firm of KPMG, Chartered Professional Accountants, who conducted the audit in accordance with Canadian generally accepted auditing standards.



Our Investments

for the year ending March 31



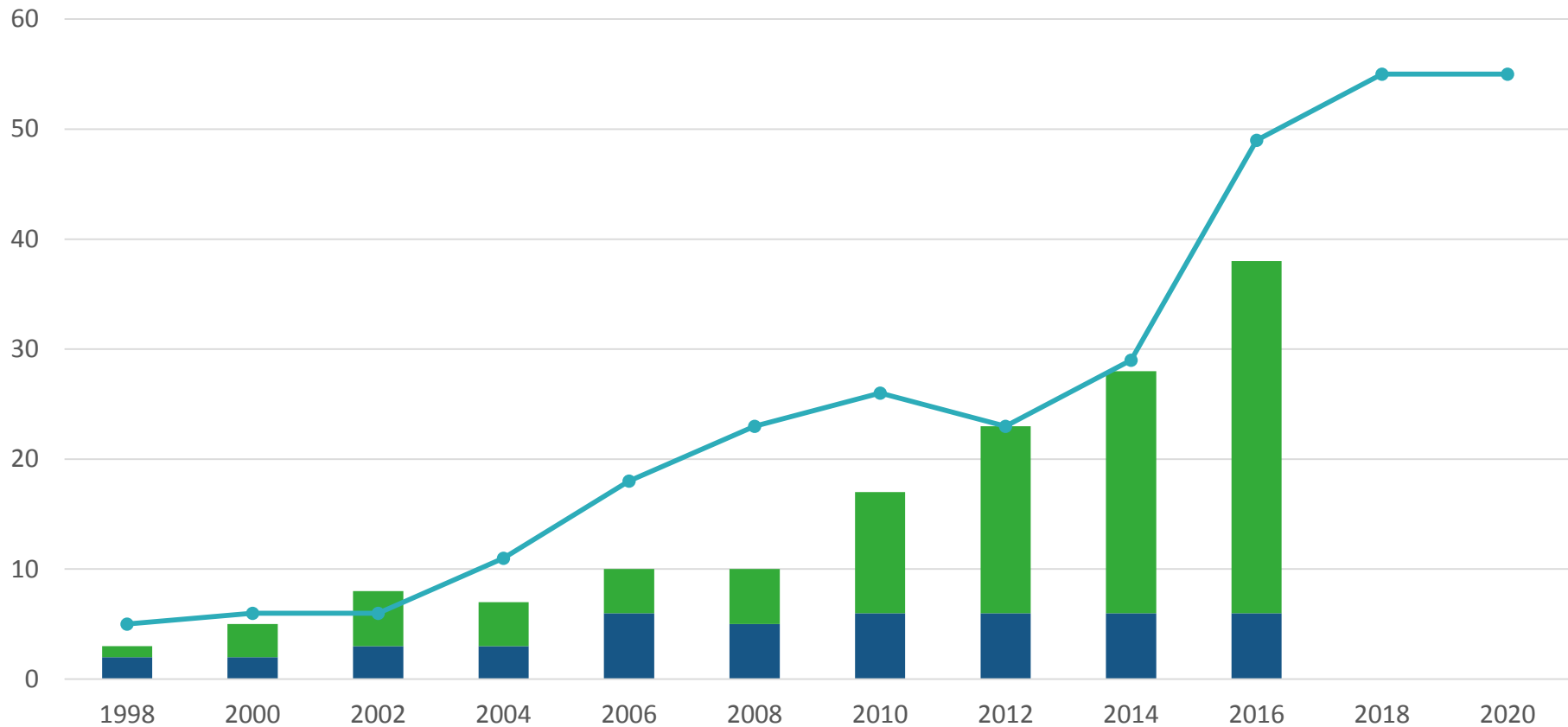
Growth of Assets



Revenue & Disbursements

Millions

■ Corporate Expenses ■ Delivery of Benefits ● Revenue



Local Highlights

- 15% increase to the Community Initiatives and Affected Areas Programs in 2015/16
 - Kalso received \$36,225
 - Area D received \$114,530



Local Highlights

- Kaslo City Hall Restoration **\$150K**
- Early Grey Trail Restoration **\$20K**
- North Kootenay Lake Community Services
 - Food Hub Renovation **\$20K**
 - Age-Friendly Project **\$79K**
- Assisting Seniors in Lardeau Valley - **\$15K**
- Jazz Fest – transition grant **\$12K** plus sponsorship



Local Highlights

- Water Smart in Kaslo **\$50K**
 - achieved highest conservation results
 - a **39%** reduction in water use as of 2015



Local Highlights

- North Kootenay Lake Water Monitoring **\$50K**
 - innovative project to collect long-term water quality and quantity data to understand behavior of watersheds in Area D
 - helped raise awareness with local residents on potential impacts of climate change on local streams



Local Highlights

- Meadow Creek Grizzly Bear Project
 - Reducing grizzly bear mortality and human-bear conflicts in Meadow Creek and Lardeau River areas by mapping bear activity, implementing non-lethal mgmt. techniques, and educating residents and visitors
 - Has led to a reduction in number and frequency of bear conflicts
 - **\$100K since 2010**



Local Highlights

- Recreation Infrastructure Grants
 - Milford to Buchanan Traverse **\$7K**
 - Kaslo School & Community Playground **\$83K**
 - Song Bird Loop Trail **\$41K**
 - Argenta Field of Dreams Grounds Improvement **\$10K**
- Broadband
 - 800 rural residents to benefit from improved high speed through KiN



Local Highlights

- Kaslo & Up the Lake Youth Network
\$165K for 3 years
 - will support activities and diverse opportunities based on local youth priorities, enabling youth aged 12-18 to learn new skills, and engage more with each other and their communities.





Thank You
Questions?



JOIN US FOR A
**Community
Barbeque**

When: Tonight from 6 to 8 p.m.

Where: Lighthouse room at JV Humphries School

Enjoy a free dinner and the music of Certified Mango!

